



HAL
open science

Status of MICROSCOPE, a mission to test the Equivalence Principle in Space

J. Bergé, P. Touboul, M. Rodrigues

► **To cite this version:**

J. Bergé, P. Touboul, M. Rodrigues. Status of MICROSCOPE, a mission to test the Equivalence Principle in Space. 10th International LISA Symposium, May 2014, GAINESVILLE, United States. hal-01070586

HAL Id: hal-01070586

<https://onera.hal.science/hal-01070586>

Submitted on 1 Oct 2014

HAL is a multi-disciplinary open access archive for the deposit and dissemination of scientific research documents, whether they are published or not. The documents may come from teaching and research institutions in France or abroad, or from public or private research centers.

L'archive ouverte pluridisciplinaire **HAL**, est destinée au dépôt et à la diffusion de documents scientifiques de niveau recherche, publiés ou non, émanant des établissements d'enseignement et de recherche français ou étrangers, des laboratoires publics ou privés.

Status of MICROSCOPE, a mission to test the Equivalence Principle in space

Joel Bergé¹, Pierre Touboul², Manuel Rodrigues¹, for the MICROSCOPE team

¹ ONERA, the French Aerospace Lab, 29 avenue de la Division Leclerc, 92320 Châtillon, France

² ONERA, the French Aerospace Lab, chemin de la Hunière, 91123 Palaiseau, France

E-mail: joel.berge@onera.fr

Abstract. MICROSCOPE is a French Space Agency mission that aims to test the Weak Equivalence Principle in space down to an accuracy of 10^{-15} . This is two orders of magnitude better than the current constraints, which will allow us to test General Relativity as well as theories beyond General Relativity which predict a possible Weak Equivalence Principle violation below 10^{-13} . In this communication, we describe the MICROSCOPE mission, its measurement principle and instrument, and we give an update on its status. After a successful instrument's commissioning, MICROSCOPE is on good tracks for its launch, expected in 2016.

1. Introduction

The 20th century gave birth to the Standard Model of Particle Physics (SM) and to General Relativity (GR). The former, based on quantum physics, describes the world at small scales and high energy, whereas the latter describes gravitation at large scales. Although superbly tested and confirmed in most of their respective regimes, SM and GR are still incompatible, and attempts to unify them have so far failed. Moreover, the discovery of the Universe's expansion acceleration put an extra pressure on current physics: whether it stems from dark energy or from a fifth force, or it is due to the failure of GR on cosmological scales, is still unknown. Thus, premiere tests of gravity are underway or planned, using as diverse probes as cosmological probes (e.g. weak lensing, baryon acoustic oscillations with surveys like Euclid¹, DES² or LSST³), gravitational waves detection and characterization (e.g. VIRGO⁴, LIGO⁵ and eLISA⁶), or search for Equivalence Principle violations. Looking for the latter is motivated by predictions from various theories aiming to unify GR and quantum physics, or to modify gravity in order to account for the accelerated expansion of the Universe.

MICROSCOPE (Micro-Satellite à traînée Compensée pour l'Observation du Principe d'Equivalence [6, 7]) is a drag-free microsatellite which aims to test the WEP down to the

¹ <http://sci.esa.int/euclid/>

² <http://www.darkenergysurvey.org/>

³ <http://www.lsst.org>

⁴ <http://www.ego-gw.it>

⁵ <http://www.ligo.caltech.edu/>

⁶ <https://www.elisascience.org/>

10^{-15} level, expected for launch in 2016. In this paper, we first motivate the science case for MICROSCOPE in Sect. 2; we then give a short overview of MICROSCOPE in Sect. 3 before stating on its current status in Sect. 4.

2. Weak Equivalence Principle

2.1. Weak Equivalence Principle and General Relativity

The Weak Equivalence Principle (WEP) states that two bodies in the same gravitational field experience the same acceleration, independently of their mass and composition. In other words, it states the universality of free fall. Together with the local position invariance (laws of physics do not depend on the position) and the local Lorentz invariance (laws of physics do not depend on the speed of the observer in an inertial frame), this principle constitutes the Einstein Equivalence Principle (EEP). The latter is at the basis of Einstein’s General Relativity. Any violation of the WEP (and of the EEP thereof), would indicate that GR is not the ultimate theory of gravity.

2.2. Tests of the Weak Equivalence Principle

The WEP has been tested throughout the 20th century with an increasing precision. Deviations from WEP are usually described by the Eötvös parameter

$$\eta = 2 \frac{(m_g/m_i)_A - (m_g/m_i)_B}{(m_g/m_i)_A + (m_g/m_i)_B} \quad (1)$$

where “A” and “B” are two bodies experiencing the same gravitational field, m_g is the gravitational mass and m_i the inertial mass. If the WEP holds, then $m_g = m_i$ for all bodies, and $\eta = 0$. Figure 1 shows how the upper limit on η has decreased during the 20th century, as more accurate experiments have been put forth. The first measurement was made by Eötvös with a torsion pendulum, and allowed him to constrain the WEP at a level of 10^{-8} . Most recently, the monitoring of the Earth and Moon system with the Lunar Laser Range (LLR – e.g. [5, 10]), and the measurement by the Eöt-Wash group with a torsion pendulum, reached the best limits $\eta \leq 10^{-13}$ [8]. On-ground measurement are however reaching their limits in terms of signal-to-noise ratio, making a better measurement more difficult. As a consequence, efforts are underway to perform WEP tests with atomic interferometers (e.g. [1]). Another solution to increase the precision on the WEP is to test it in space: this is the goal of the MICROSCOPE mission. Theories currently developed to explain the accelerated expansion of the Universe, or to unify GR and quantum physics, predict that WEP is violated at a level $10^{-18} \leq \eta \leq 10^{-13}$. MICROSCOPE will be able to measure η at the level 10^{-15} : it will thus allow us to probe a significant part of the η -space under consideration by those new theories, and to start discriminating against theories.

3. MICROSCOPE

MICROSCOPE will test the WEP by comparing the acceleration experienced by two free-falling test masses in the Earth’s gravity field. To this aim, it embarks two ultrasensitive electrostatic differential accelerometers. Each accelerometer consists of two coaxial cylindrical test masses whose motion is electrostatically constrained. In one (reference – ‘REF’) accelerometer, the test masses are made of the same material to demonstrate the experiment’s accuracy; they are made of different materials in the second (‘EP’) accelerometer, which is used to test the WEP. The difference of electric potentials applied to keep the masses in equilibrium is a measure of the difference in the proof masses motion; hence, a non-zero difference of applied potentials is a measure of a WEP violation.

Figure 2 shows the measurement principle for the EP accelerometer: its two test masses, since they have the same center-of-mass, experience the same gravitational field (red arrows).

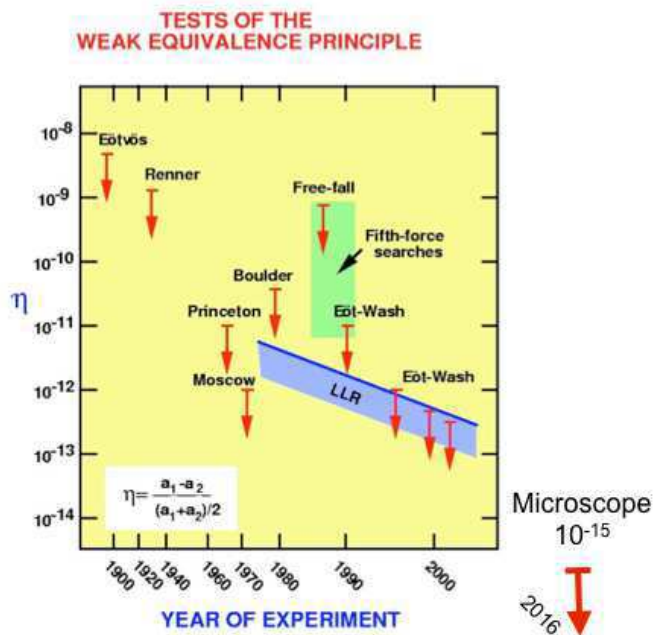


Figure 1. Tests of WEP throughout the 20th century. The arrow on the lower right corner shows the expectation for MICROSCOPE. Figure adapted from [9].

If the WEP is violated and if, for example, the internal test mass falls faster than the external test mass, then the difference in accelerations along the EP test axis (horizontal black arrows, along which the test is performed) will be modulated by the instrument’s motion around the Earth. We then expect to detect a sine wave corresponding to the modulation of the difference of the voltages applied in the two test-mass electrostatic configuration to keep them centered. Depending on the spacecraft’s spin (either null for an inertial session as depicted by the figure, or non-null for a spined session), the WEP violation signal will have a typical, expected frequency.

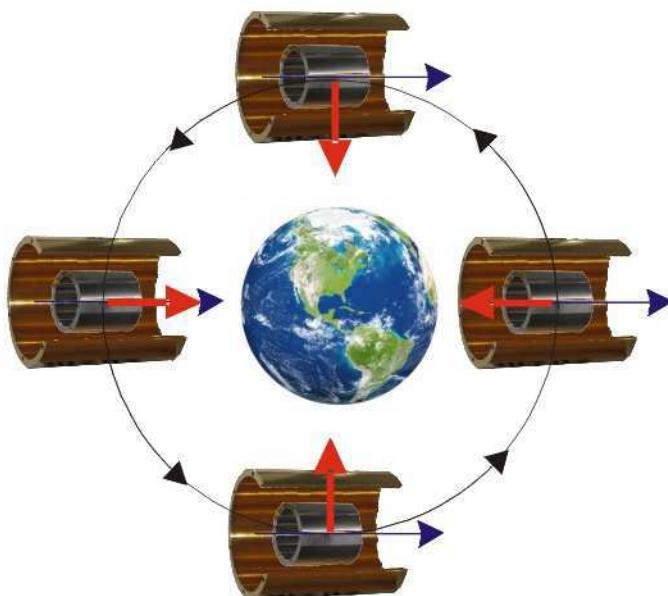


Figure 2. MICROSCOPE’s measurement principle.

The difference of acceleration deduced by the measured difference in applied voltages can be

written as:

$$\begin{aligned} \vec{\Gamma}_{\text{meas,d}} = [\mathcal{M}_c] & \left(\delta \vec{g} + ([\mathcal{T}] - [\mathcal{I}n]) \vec{\Delta} - 2[\Omega] \dot{\vec{\Delta}} - \ddot{\vec{\Delta}} \right) \\ & + \vec{K}_{0,d} + [\mathcal{M}_d] \vec{\Gamma}_{\text{App,c}} + \vec{\Gamma}_{\text{measquad,d}} + \vec{\Gamma}_{\text{n,d}} + [\mathcal{C}_d] \dot{\vec{\Omega}} \quad (2) \end{aligned}$$

where δ is the EP violation signal we are looking for; \vec{g} is the Earth gravity field at the spacecraft's center-of-mass; $\vec{\Delta} = \overrightarrow{O_i O_j}$ is the distance between the center of the differential accelerometer's test masses; $\vec{K}_{0,d}$ is the accelerometer's bias; $[\mathcal{M}_c]$ is the common mode sensitivity matrix; $[\mathcal{T}]$ is the Earth gravity gradient tensor; $[\mathcal{I}n]$ is the instrument's inertia tensor, $[\Omega] \dot{\vec{\Delta}}$ is the Coriolis acceleration, with $[\Omega]$ the spacecraft's angular velocity matrix; $[\mathcal{M}_d]$ is the differential mode sensitivity matrix; $\vec{\Gamma}_{\text{App,c}}$ is the common mode acceleration and includes non-gravitational external accelerations; $\vec{\Gamma}_{\text{measquad,d}}$ is the quadratic residuals; $\vec{\Gamma}_{\text{n,d}}$ is the instrument's noise; and $[\mathcal{C}_d]$ is the differential angular to linear coupling matrix. All nuisance parameters are either corrected for through careful modeling (e.g. gravity gradient tensor) or calibrated in flight (e.g. bias [2, 3]), or minimized by design of the instrument and of the satellite (e.g. inertial tensor, instrument's noise).

MICROSCOPE's instrument (T-SAGE – Twin Space Accelerometer for Gravitation Experiment) and its performance have been described elsewhere (e.g. [6, 7]). As aforementioned, the instrument's mechanical core consists of two differential accelerometers (Sensor Units – SU), whose test masses are co-axial cylinders kept in equilibrium with electrostatic actuation. The test masses' materials were chosen carefully so as to maximize the scientific return of the experiment and to optimize their industrial machining: the EP test masses are made of alloys of Platinum-Rhodium (PtRh10 – 90% Pt, 10% Rh) and Titanium-Aluminium-Vanadium (TA6V – 90% Ti, 6% Al, 4% V), while the REF test masses are made of the same PtRh10 alloy. For each SU, the test masses are controlled electrostatically, through electrodes, without any mechanical contact; only a thin 7 μm -diameter gold wire, used to fix the masses' electrical potential to the electronics reference voltage, provides a mechanical contact (and associated, accounted for, damping noise) between the test masses and their cage. The test masses' control is performed by an electronic servo-loop. Two Front End Electronics Unit (FEEU) boxes (one per SU) include the capacitive sensing of masses, the reference voltage sources and the analog electronics to generate the electrical voltages applied to the electrodes; an Interface Control Unit (ICU) includes the digital electronics associated with the servo-loop digital control laws, as well as the interfaces to the satellite's data bus. Finally, the same electronics' output is used by the drag-free system of the satellite.

Performance analyses predict a noise Amplitude Spectral Density of $10^{-12} \text{ m/s}^2/\text{Hz}^{1/2}$ in the frequency band $10^{-3} - 0.03 \text{ Hz}$, compatible with a test of the WEP at a 10^{-15} accuracy (see [6] for a detailed uncertainty analysis).

The spacecraft is derived from the CNES's Myriad series of microsattellites. With a mass of 325 kg and dimensions of $1380 \times 1040 \times 1580 \text{ mm}^3$, it has been designed to be as symmetric as possible, with the T-SAGE instrument sitting at its center-of-mass so that the self-gravity is minimized. No moving mechanical parts can contaminate the Equivalence Principle measurement. Its propulsion system, based on cold gas, is derived from the GAIA mission and supplied by ESA. It will be adapted and integrated by CNES on the satellite. The Equivalence Principle test will take place on a Sun-synchronous, very low eccentricity, 720 km orbit.

4. MICROSCOPE status

4.1. Instrument and satellite

As of August 2014, the T-SAGE flight model is assembled. Fig. 3 shows its Sensor Units, FEEU and ICU.




Figure 3. MICROSCOPE's Flight Model instrument. From left to right: Sensor Units, FEEU, ICU.

T-SAGE's Sensor Units have successfully undergone commissioning. In particular, we checked the metrology and verified that the test masses are well aligned. For the EP Sensor Unit, we measured an off-centering of $30.8 \mu\text{m}$, under the required $34.6 \mu\text{m}$. Although we found an off-centering slightly bigger than the specification for the REF Sensor Unit ($35.7 \mu\text{m}$ vs $34.6 \mu\text{m}$), we took it into account to update the error budget and found no appreciable impact on the WEP measurement. All environmental tests (thermal, vibrational) were successfully passed.

Extensive free-fall tests have been performed at the ZARM drop tower in Bremen (see [4] for their description). In the micro-gravity conditions afforded by those tests, we were able to check that the instrument performs as expected.

T-SAGE's electronics is currently undergoing commissioning. The instrument will be ready for delivery to CNES, where it will be integrated in the satellite, next fall.

4.2. Science Mission Center

MICROSCOPE's ground segment operations are centered around three entities: the Command Control Center (CCC) and the Center of Expertise for Compensation of Drag (CECT), hosted by CNES-Toulouse, are in charge of the satellite's operations and drag-free and attitude control respectively, and the Science Mission Center (CMSM), hosted by ONERA-Palaiseau, is in charge of the monitoring and operations of MICROSCOPE's instrument, and of the data processing and analysis. In particular, the CMSM is responsible for (1) ensuring all operational functions to maximize the instrument's operation, (2) day-to-day instrument management and monitoring, (3) weekly mission performance check, (4) proposing modifications of the mission scenario to the Science Working Group, and (5) releasing and archiving the data.

As of August 2014, we are developing the instrument's monitoring and data processing software. Compatibility tests with CNES (that provides preprocessed data) are planned for the fall and winter 2014.

Conclusion

MICROSCOPE will test the Weak Equivalence Principle in space down to an accuracy of 10^{-15} . This is two orders of magnitude better than the current constraints, and could allow us to rule out new theories that predict a WEP violation around 10^{-14} , or to complete General Relativity

if a WEP violation is detected. Beside this science goal, MICROSCOPE will fulfill a technology objective by showing that the technology is ready for extremely fine satellite attitude control and precise drag-free system. This will be of interest for future ambitious missions like eLISA. As the expected launch date is coming, MICROSCOPE's instrument is fully integrated and is close to the end of its commissioning. It will be delivered in the fall 2014 to CNES for integration in the satellite, for a launch on time in 2016.

Acknowledgments

The authors are grateful to the MICROSCOPE mission staff of CNES in Toulouse, the Observatoire de la Côte d'Azur in Grasse and ONERA in Châtillon, for all exchanges about the mission, the satellite, the payload and the science mission center. This work was supported primarily by ONERA, where the T-SAGE instrument has been developed under a contract with CNES. MICROSCOPE is a CNES mission with ESA cooperation.

References

- [1] Bonnin, A., Zahzam, N., Bidel, Y., & Bresson, A. 2013, *Phys. Rev. A*, 88, 043615
- [2] Hardy, É., Levy, A., Métris, G., Rodrigues, M., & Touboul, P. 2013, *Space Sci. Rev.*, 180, 177
- [3] Hardy, É., Levy, A., Rodrigues, M., Touboul, P., & Métris, G. 2013, *Advances in Space Research*, 52, 1634
- [4] Liorzou, F., Boulanger, D., Rodrigues, M., Touboul, P., & Selig, H. 2014, *Advances in Space Research*, 54, 1119
- [5] Murphy, T. W., Jr., Adelberger, E. G., Battat, J. B. R., et al. 2012, *Classical and Quantum Gravity*, 29, 184005
- [6] Touboul P. 2009, *Space Sci. Rev.*, 148, 455
- [7] Touboul P., Métris G., Lebat V., Robert A. 2012, *Classical and Quantum Gravity*, 29, 184010
- [8] Wagner, T. A., Schlamminger, S., Gundlach, J. H., & Adelberger, E. G. 2012, *Classical and Quantum Gravity*, 29, 184002
- [9] Will, C. M. 2006, *Living Reviews in Relativity*, 9, 3
- [10] Williams, J. G., Turyshev, S. G., & Boggs, D. H. 2012, *Classical and Quantum Gravity*, 29, 184004